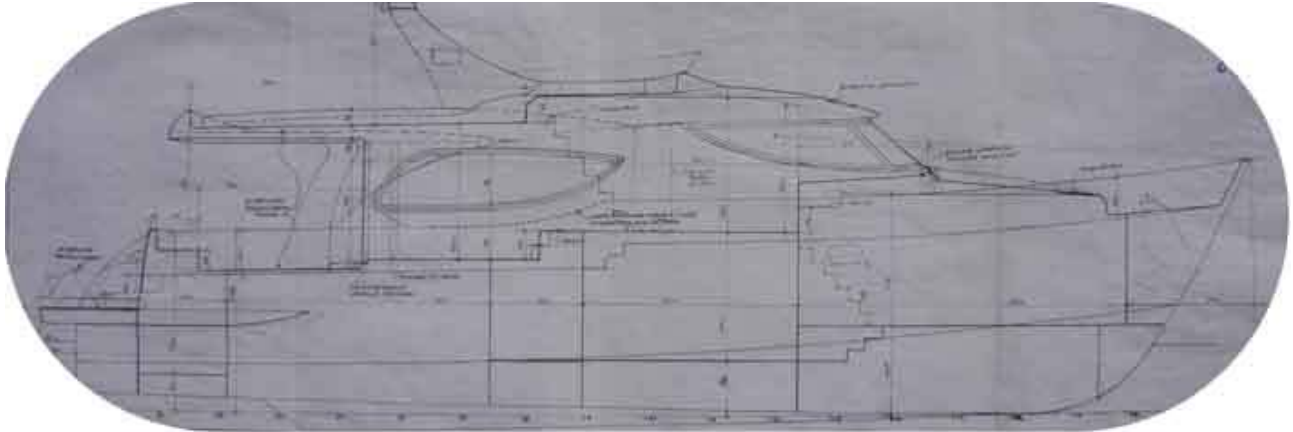




# 3DW MOULDS

*"SHIPYARD SERVICES"*

FROM THE DRAWINGS TO  
3D CAD MODELS



IF REQUIRED

WE CAN REALIZE 3D CAD MODELS FROM  
THE CONSTRUCTION PLANS.

# WHY CHOSE 3DW MOULDS

## PRECISION & ENGINEERING

3DW MOULDS is specialized in directly female moulds production, realized with virtual cad software.

All our kit moulds are designed with *0,01mm* precision, and any piece is cutted with *0,17mm* laser machine precision.

These design procedures, and more then 10 experience years, guarantee for perfect fairing surfaces on the directly female moulds.

## DIRECTLY FEMALE MOULDS

The huge advantage is to have a mould, with no particular fairing job required, ready to be laminated, in the same time needed to build a male plug.

## DURATION

In the beginning of our activity, the most frequent customer's question was :

*- how many boats can be built by the shipyard with this mould system ?*

Now we can answer that :

*- " Southern Wind Shipyard " have built with our moulds (hull & deck)  
11 boats of 30 mt. (length) applying the infusion technology.*

## EASY TO MOUNT

Including in the kit we supply the detailed " *manual mounting instructions* "

## DELIVERY TIME

We can average deliver the **directly female moulds**, in **30 business days**.

## SHIPMENT COSTS

Only one container is needed to deliver our moulds all around the world, without special truck shipment.

## EXAMPLES & BUILDINGS TIME

In the links below, you can see what some of our customers say about 3DW MOULDS and its building time.

Buildings Examples: World Cargo / Telefonica Movistar (**90 days**) – Maxi Jena (**7 months**)

SOUTHERN WIND 100' <http://www.southernwindshipyard.com/>

EXPRESS 40' <http://www.express40.com/>

WORLD CARGO 46' <http://www.indianayachting.com/>

MAXI JENA 80' <http://www.magicsailingteam.com/new/english/classi/maxi/magic-jena.asp>

# WITH OUR SYSTEM YOU CAN...

REALIZE A DIRECT FEMALE MOULD (*HULL & DECK*)



130' MOTOR BOAT



64' SAILING BOAT



72' SAILING BOAT



65' MOTOR BOAT



100' SAILING BOAT



85' WORKING BOAT

## HIGH QUALITY SURFACE FINISHING

*DIRECTLY FROM THE FEMALE MOULDS*



**REALIZE A PLUG (HULL, DECK & SUPERSTRUCTURE)**



**54' MOTOR BOAT**



**54' MOTOR BOAT**



**70' FISHING BOAT**



**54' PLUG DECK**



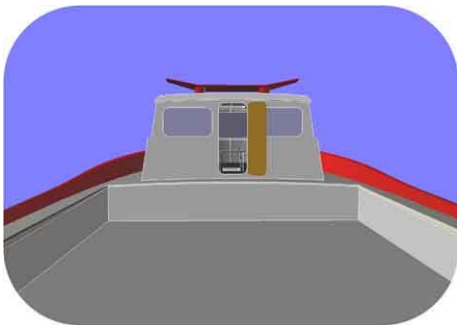
**65' SUPERSTRUCTURE**



**85' COCKPIT CABIN**

IF THE SHIPYARD PREFER, WE CAN SUPPLY A MALE PLUG WHERE BUILDING A TRADITIONAL MOULD FOR HULL, DECK AND SUPERSTRUCTURE.

WE CAN ALSO SUPPLY, STRUCTURE TO MOUNT AND APPLY DIRECTLY IN THE BOAT, LIKE COCKPIT CABIN.

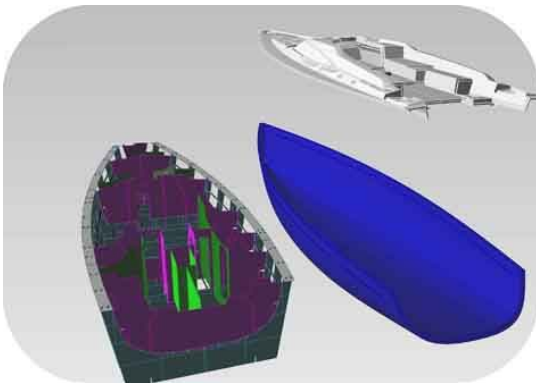


**MALDIVES 30 MT. " COCA COLA WORKBOAT "**  
FOR THIS CUSTOMER, 3DW MOULDS HAVE REALIZED ALL DESIGNS  
BOAT DESIGN – MOULDS DELIVERY (HULL AND DECK) – COCKPIT CABIN

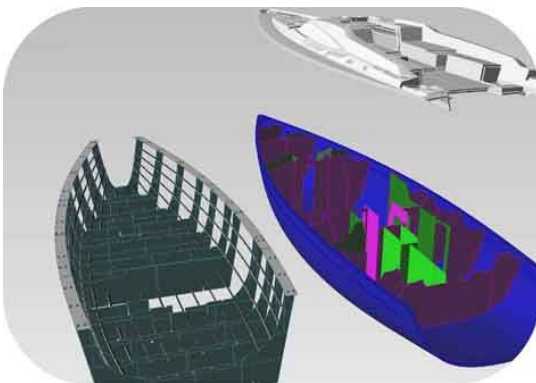
# FURNITURE'S SIMULACRE & PRE - CUTTED BULKHEAD

TO IMPROVE THE PRODUCTION WE CAN SUPPLY THE "HULL SIMULACRE" WITH THE BULKHEADS PRE-CUTTED WHERE REALIZE THE FURNITURES, AT THE SAME TIME THAT THE HULL AND DECK ARE IN LAMINATION.


LIKE SHOWED BELOW, WHEN THE HULL AND THE DECK ARE READY, IS POSSIBLE TO INSERT ALL THE INTERIOR ENDED, AND ASSEMBLE THE BOAT WITH THE DECK.



**FIRST STEP :** BULKHEAD AND FURNITURE BUILD IN THE SIMULACRE



**SECOND STEP :** BULKHEAD AND FURNITURE IN THE HULL LAMINATED



**THIRD STEP :** BOAT ENDED, WITH THE INTERIORS ENDED



**3DW MOULDS SRL**

e-mail : [info@3dwmoulds.com](mailto:info@3dwmoulds.com)

web : <http://www.3dwmoulds.com>